

# BAADS Servo Maintenance Information

## Table of Content

**Replacement Parts .....2**  
WeatherPack (Battery) Connectors .....2  
Parts from Access .....3  
**Servo Repairs .....5**  
**Servo VIPs .....6**

## Replacement Parts

### WeatherPack (Battery) Connectors

- these connect  
battery & control box  
motors (jib/main) & control box



I ordered them from this site:

<http://www.performanceplusconnection.com/Item/Weatherpack>

Order No: WPK-2-20-18

WeatherPack 2 Pin Kit 20-18 AWG

Price (set): \$3.40

They shipped quickly and arrived 3 days after ordering.




## Parts from Access





Access Sailing had just started its online shop, when I ordered the replacement parts. It can be found here:

<http://accesssailing.mdz.com.au/index.php?>

We paid substantially lower prices than the ones indicated on the Access website (see below for the prices we paid).

This is what we ordered (Nov 2012)

Amount	Part No	Description / Purpose	Price (Chris)	Picture
6	6763.9 2	male molex connectors with cables attached.  To replace the cable (on the boat) leading to the control box	6 x \$36	
2	6763.9 1	female molex connectors with cables attached  This cable will be used to replace corroded cables on some servo joysticks	2 x \$36	
1	6331	Joystick for Access 2.3	1 x 207	

Amount	Part No	Description / Purpose	Price (Chris)	Picture
1	6231	Control box for Access 2.3  Control box & loom for 2.3, 40rpm main, single speed helm  (cables/ molex connector is included)	1 x \$351	
1	6361.2	Joystick for Servo Liberty  6361.2 - 2 axis joystick in enclosure (east/west orientation) for 303S & Liberty systems #6161 & #6162	1 x \$305	
2	6762.6 1	Access 2.3 6-pin female molex connector  For dummy connector assembly	2 x \$10	
6	6762.9 1	Liberty 9-pin (female) molex connectors (NO CABLE attached)  for dummy connector assembly	6 x \$13.4	

## Servo Repairs

Minor repairs and basic troubleshooting are done by John Wallace. If the electrics give you trouble you can also consult with David Izant. Replacement of relays, however, are best done in Australia.

Please talk to Chris Mitchell to coordinate the repair.  
chris@accessdinghy.org  
You can call him at +61 (0)2 4403 0595.  
(during business hours of 8.30 am and 4.30pm weekdays)

I have used US postal service for sending equipment. It was \$15 to send a joystick. and it took about 2 weeks.

This is their address, (double-check with Chris Mitchell)

Access sailing systems  
PO Box 5048  
Norway DC NSW 2541  
Australia

## Servo VIPs

I omitted the contact information of the people who can be asked about maintenance & donation of desiccant in this online version. Please contact me if you need them. Julia